

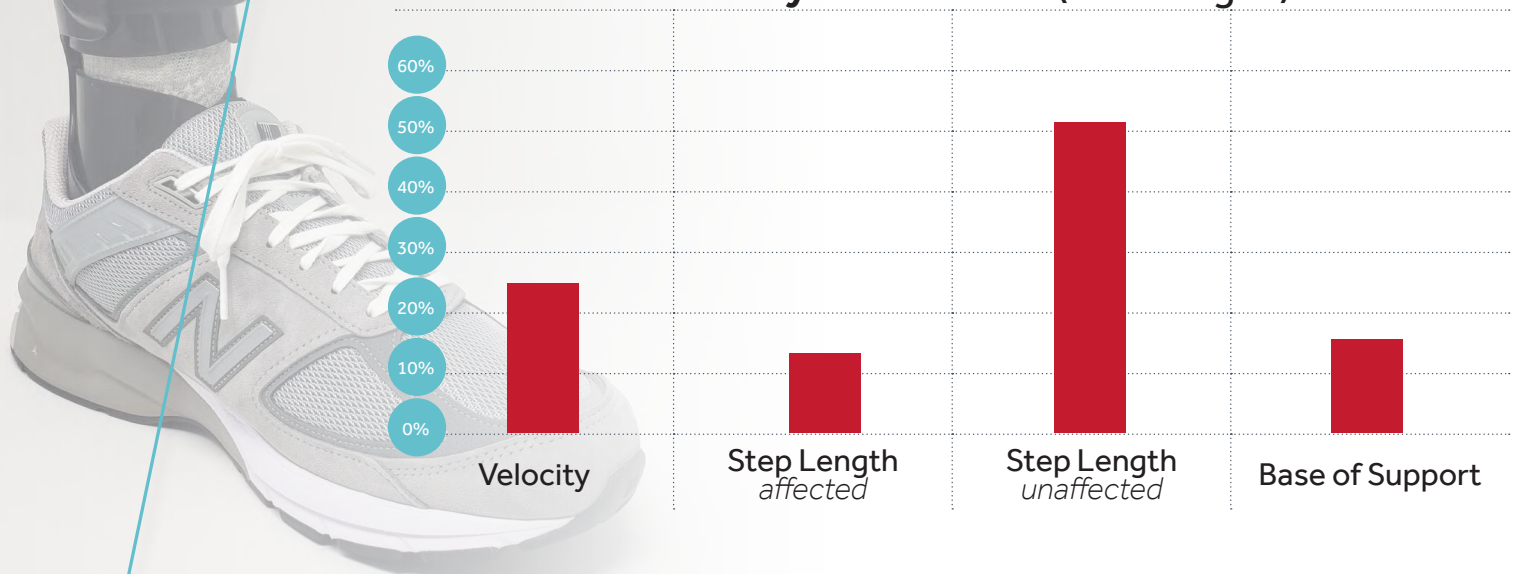
Stabilizer Study Preliminary Results

- » 6 patients
- » Age range: 24 – 78
- » Diagnoses included: Post-Polio, CVA, Spinal Fusion, Drop Foot, Pain, Ehlers Danlos, Plantar Fasciitis and OA
- » 2 patients bilateral Stabilizers;
4 patients unilateral
- » All patients walked on the Zeno Gait Mat with Shoes Only and Stabilizer AFO(s).



Results

Shoe Only to Stabilizer (% Changes)



Testimony:

Patient with OA came back in at 2 week follow up
"My pain decreased and I no longer need my cane"

One patient with R CVA also had a Moore and Articulated AFO. We compared her Articulated AFO & Moore Balance Brace to Stabilizer AFO.

Gait Parameters


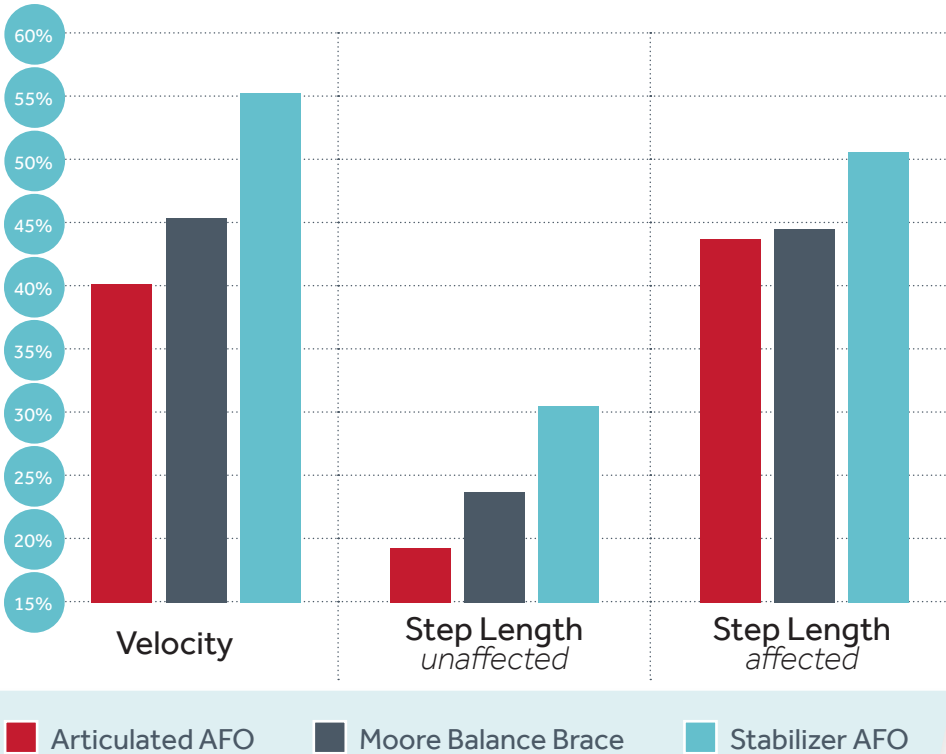


Figure 1. Patient with significant varus. The Stabilizer AFOs improved stability and will reduce her risk of lateral ankle sprains.



Figure 2. Patient with drop foot and overall instability. The Stabilizer increased stance phase stability, facilitated lateral weight shift through his pelvis and relaxed his upper extremities.



Figure 3. With the Stabilizer, he achieved heel strike at initial contact rather than footflat.